

wellead®

Anesthesia Breathing Circuits

Catalogue

WELL LEAD MEDICAL CO., LTD.

Address: 47 Guomao Avenue South, Panyu, Guangzhou, China
Tel: +86-20-84758878 Fax: +86-20-84758224 Post Code: 511434
Marketing & Trading Office
Add: RM 805, No 55, 21 Long, Pusan Road, Shanghai, China
Tel: +86-21-58397623 Fax: +86-21-58397615 Post code: 200125
E-mail: info@wellead.com.cn www.wellead.com



wellead®



WELL LEAD MEDICAL CO., LTD.


Well Lead Medical Co., Ltd. founded in 1998, is a leading company in China, specialized in development, manufacturing and distribution of medical devices. The core business covers the area of Urology, Anaesthesia, Respiratory care and Hemodialysis. Well Lead is committed to bring new technology and solution to improve healthcare of patients.

As an ISO 13485 certified company, Well Lead strictly abides by ISO standard and international good manufacturing practice to produce outstanding products. Most of the products are CE certified and FDA approved. All the staff in Well Lead share the same value: We care for patients with quality products!

www.welllead.com.cn

TABLE OF CONTENTS

02	Anesthesia Circuits
10	Breathing Circuits
16	Catheter Mounts
18	Accessories



Anesthesia Circuits

Anesthesia circuits are in combination with endotracheal tube or anesthesia mask, breathing filter and respiratory machine, offering a simple, convenient and efficient passage for clinic gas delivery, such as anesthetic gas, oxygen gas.

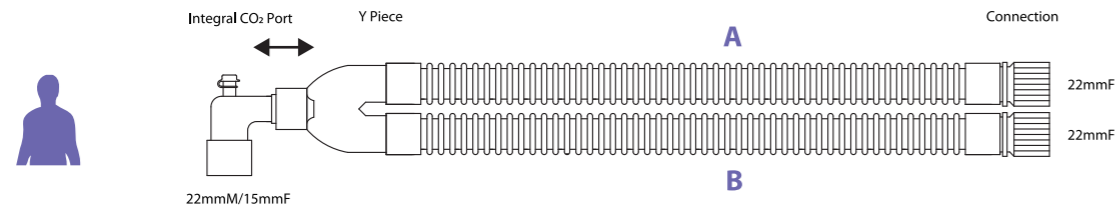
Well Lead offers an extensive range of anesthesia circuits covering corrugated, extendable and bilumen tubes, from a basic circuit to a complete kit that includes a variety of components. The anesthesia circuits are available in adult and pediatric sizes and different lengths. If you require a unique configuration, we can customize the proper anesthesia circuits according to your specific requirements and clinical needs.

- Light weight reduces torque on endotracheal tube, etc.
- High transparency for good visibility
- Good tenacity and low compliance
- Well designed tubing prevents tube collapse
- Cuffed connections ensure good sealing
- Available with different types of Wye connectors and elbows



Disposable Anaesthetic Breathing Circuit (Corrugated)

(with Y Fixed Connector No Port, Elbow Connector with Port and Cap)

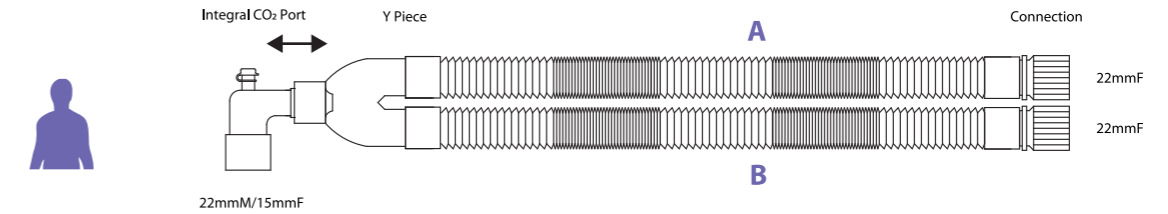


REF	Applicable	Y Piece	Tube (A/B)	Connection
WB1004.5FYCo2P	Pediatric	15F	1.5m	22F
WB1004FYCo2P	Pediatric	15F	1.8m	22F
WB1003.5FYCo2P	Adult	22M/15F	1.5m	22F
WB1003FYCo2P	Adult	22M/15F	1.8m	22F

*More options for tube length: 1.0m, 2.1m, 2.4m, 2.7m, 3.0m.

Disposable Anaesthetic Breathing Circuit (Extendable)

(with Y Fixed Connector No Port, Elbow Connector with Port and Cap)

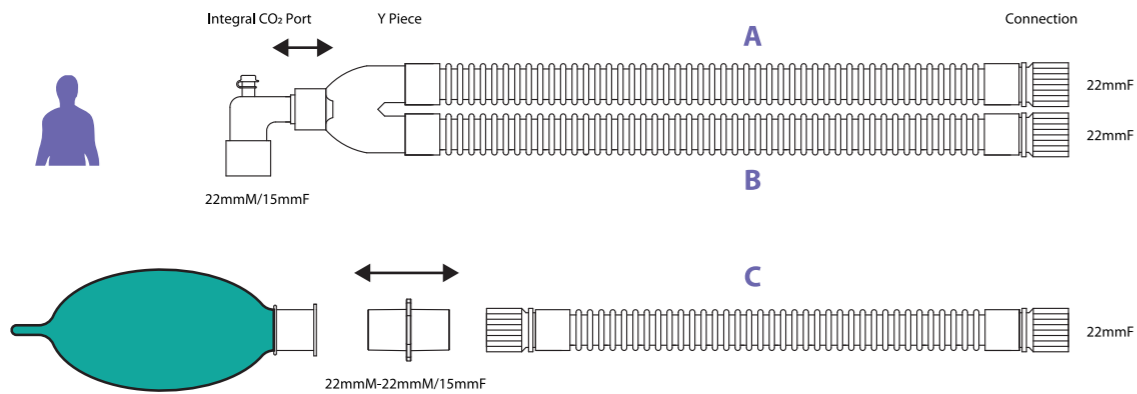


REF	Applicable	Y Piece	Tube (A/B)	Connection
WB1005.5FYCo2P	Pediatric	15F	1.5m	22F
WB1005FYCo2P	Pediatric	15F	1.8m	22F
WB1009.5FYCo2P	Adult	22M/15F	1.5m	22F
WB1009FYCo2P	Adult	22M/15F	1.8m	22F

*More options for tube length: 1.0m, 2.1m, 2.4m, 2.7m, 3.0m.

Disposable Anaesthetic Breathing Circuit Kit (Corrugated)

(with Y Fixed Connector No Port, Elbow Connector with Port and Cap), Limb and Reservoir Bag

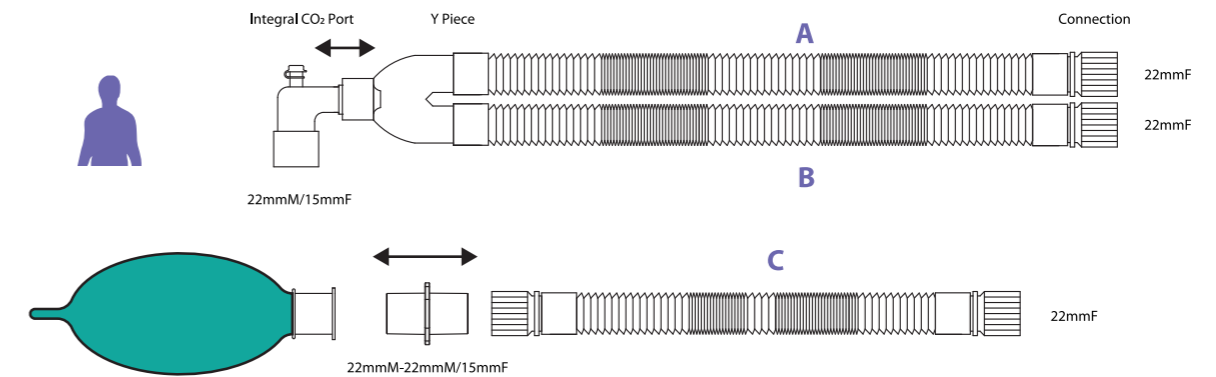


REF	Applicable	Y Piece	Tube (A/B)	Tube (C)	Connection	Bag
WB1002.5FYCo2P-1.5L	Pediatric	15F	1.5m	1.5m	22F	without
WB1002.5FYCo2P-1.5L1LF	Pediatric	15F	1.5m	1.5m	22F	1L
WB1002FYCo2P-1.8L	Pediatric	15F	1.8m	1.8m	22F	without
WB1002FYCo2P-1.8L1LF	Pediatric	15F	1.8m	1.8m	22F	1L
WB1001.5FYCo2P-1.5L	Adult	22M/15F	1.5m	1.5m	22F	without
WB1001.5FYCo2P-1.5L2LF	Adult	22M/15F	1.5m	1.5m	22F	2L
WB1001FYCo2P-1.8L	Adult	22M/15F	1.8m	1.8m	22F	without
WB1001FYCo2P-1.8L2LF	Adult	22M/15F	1.8m	1.8m	22F	2L

*More options for tube length: 1.0m, 2.1m, 2.4m, 2.7m, 3.0m.

Disposable Anaesthetic Breathing Circuit Kit (Extendable)

(with Y Fixed Connector No Port, Elbow Connector with Port and Cap), Limb and Reservoir Bag



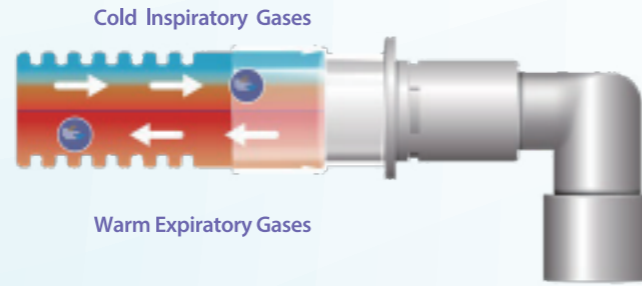
REF	Applicable	Y Piece	Tube (A/B)	Tube (C)	Connection	Bag
WB1006.5FYCo2P-1.5EL	Pediatric	15F	1.5m	1.5m	22F	without
WB1006.5FYCo2P-1.5EL1LF	Pediatric	15F	1.5m	1.5m	22F	1L
WB1006FYCo2P-1.8EL	Pediatric	15F	1.8m	1.8m	22F	without
WB1006FYCo2P-1.8EL1LF	Pediatric	15F	1.8m	1.8m	22F	1L
WB1007.5FYCo2P-1.5EL	Adult	22M/15F	1.5m	1.5m	22F	without
WB1007.5FYCo2P-1.5EL2LF	Adult	22M/15F	1.5m	1.5m	22F	2L
WB1007FYCo2P-1.8EL	Adult	22M/15F	1.8m	1.8m	22F	without
WB1007FYCo2P-1.8EL2LF	Adult	22M/15F	1.8m	1.8m	22F	2L

*More options for tube length: 1.0m, 2.1m, 2.4m, 2.7m, 3.0m.

Divisiθ™ Bilumen Circuit

Divisiθ™ Bilumen Circuit incorporates a smooth, bilumen, inner wall design, which improves internal flow and breathing resistance. As a result, there is no need for large diameter multiple tubing, which is why the Divisiθ™ Bilumen Circuit has been designed as a single, small low volume tube.

- Deal for Large Adults down to Paediatrics/Infants
- Ideal for Low/Ultra Low Flow Anaesthesia
- Lighter, smaller and creates a less cluttered workspace
- Help reduce Patient Core Body temperature loss
- Guaranteed quality through 100% leak testing



Warmth from exhaled air transfers across inner septum to help heat cold inspired gases which helps reduce core body temperature loss

Cut away of Divisiθ™ Tubing

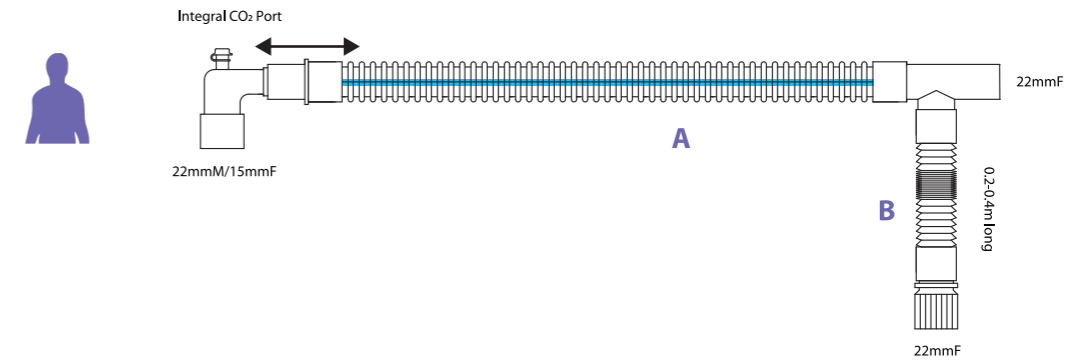
Smooth inner septum reduces breathing resistance and minimizes compliance



Low circuit volume for quicker wash-in/wash-out of fresh gas

Divisiθ™ Bilumen Circuit Only

(Elbow with CO₂ Port, and T piece Insp/Exp. Connector Limb)

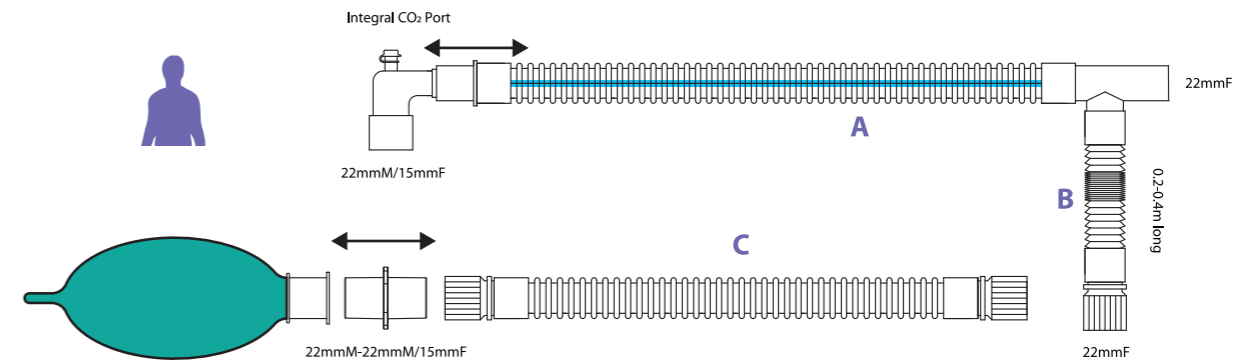


REF	Applicable	A	B
WB1040Co2P	Pediatric/Adult	1.5m	35cm (Extendable)
WB1042Co2P	Pediatric/Adult	1.8m	35cm (Extendable)

*More options for tube length: 1.0m, 1.6m, 2.4m, 2.7m, 3.0m, 3.6m.

Divisiθ™ Bilumen Circuit Kit

(Elbow with CO₂ Port, and T piece Insp/Exp. Connector Limb), Limb and Reservoir Bag



REF	Applicable	A	B	C	Bag
WB1042.5Co2P-1.5L2LF	Pediatric/Adult	1.5m	35cm (Extendable)	1.5m (Corrugated)	2L
WB1042.5Co2P-1.5EL2LF	Pediatric/Adult	1.5m	35cm (Extendable)	1.5m (Extendable)	2L
WB1044Co2P-1.8L2LF	Pediatric/Adult	1.8m	35cm (Extendable)	1.8m (Corrugated)	2L
WB1044Co2P-1.8EL2LF	Pediatric/Adult	1.8m	35cm (Extendable)	1.8m (Extendable)	2L

*More options for tube length: 1.0m, 1.6m, 2.4m, 2.7m, 3.0m, 3.6m.

Divisiθ™ Bilumen IGS Circuit

Divisiθ™ Bilumen Circuit with integrated anaesthetic gas sampling line running through the circuit, offers significant advantages over separate sampling line.

Improve the benefits of the Divisiθ™:

- Improve gas sampling response with low respiratory output patients
- More efficient workflow - no need to transfer Co₂ Line for each new patient
- Greatly reduce the risk of pinching/occluding the gas sampling line

Using the Divisiθ™ with IGS offers significant advantages over a separate gas sampling line:

When patients have low respiratory output (eg: after IV propofol at induction stage or when monitoring small children and infants), often it can be difficult to register a small tidal volume when sampling from a filter, as many sample ports are "off centre" and closer to the edge of the filter.

The **Integrated Gas Sampling line (IGS)** is positioned in the centre of the tidal flow, which is where the best flow is found when tidal volumes are minimal. This means that the IGS will usually provide a better response for low respiratory output patients, compared to using the sample port on a filter.

From a workflow perspective, using the **Integrated Gas Sampling Line (IGS)** option make much more sense. Nursing staff no longer need to repeatedly remove the gas sampling line and then re-attach to the new filter for each patient. The IGS is permanently in-situ to provide instant gas sampling, which saves time and also reduces the risk of someone forgetting to attach the gas sampling line for the next patient.


In addition, using the IGS enables the use of filters without ports, which reduces the risk of accidental occlusion of the airway by misplaced filter luer caps.

Since the IGS is run through the inside of the Divisiθ™, it is protected from being pinched or occluded in use and therefore provides more reliable sampling. In addition, following the design ethos of the Divisiθ™, the IGS version further reduces the clutter from the clinicians workspace.



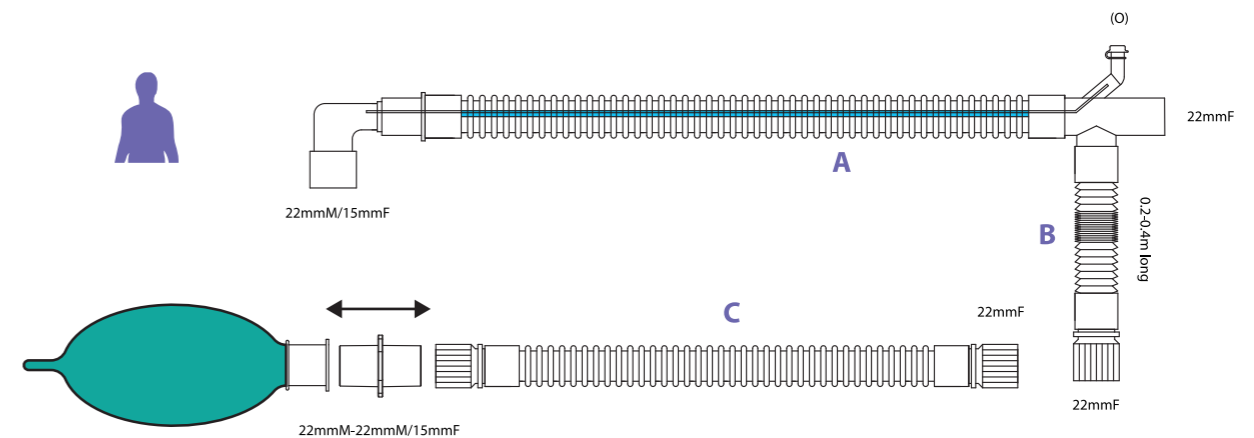
Divisiθ™ Bilumen IGS Circuit Only

(Elbow without Port, Integrated Gas Sampling Line, and T piece Insp/Exp. Connector Limb, 1.2m Connecting Gas Sampling Line)



REF	Applicable	A	B	Gas Sampling Line
WB1040-IGSNP	Pediatric/Adult	1.5m	35cm (Extendable)	1.2m
WB1042-IGSNP	Pediatric/Adult	1.8m	35cm (Extendable)	1.2m

*More options for tube length:1.0m, 1.6m, 2.4m, 2.7m, 3.0m, 3.6m.



Divisiθ™ Bilumen IGS Circuit Kit

(Elbow without Port, Integrated Gas Sampling Line, and T piece Insp/Exp. Connector Limb, 1.2m Connecting Gas Sampling Line), Limb and Reservoir Bag

REF	Applicable	A	B	C	Bag	Gas Sampling Line
WB1042.5-IGSNP-1.5L2LF	Pediatric/Adult	1.5m	35cm (Extendable)	1.5m (Corrugated)	2L	1.2m
WB1042.5-IGSNP-1.5EL2LF	Pediatric/Adult	1.5m	35cm (Extendable)	1.5m (Extendable)	2L	1.2m
WB1044-IGSNP-1.8L2LF	Pediatric/Adult	1.8m	35cm (Extendable)	1.8m (Corrugated)	2L	1.2m
WB1044-IGSNP-1.8EL2LF	Pediatric/Adult	1.8m	35cm (Extendable)	1.8m (Extendable)	2L	1.2m

*More options for tube length:1.0m, 1.6m, 2.4m, 2.7m, 3.0m, 3.6m.

Breathing Circuits

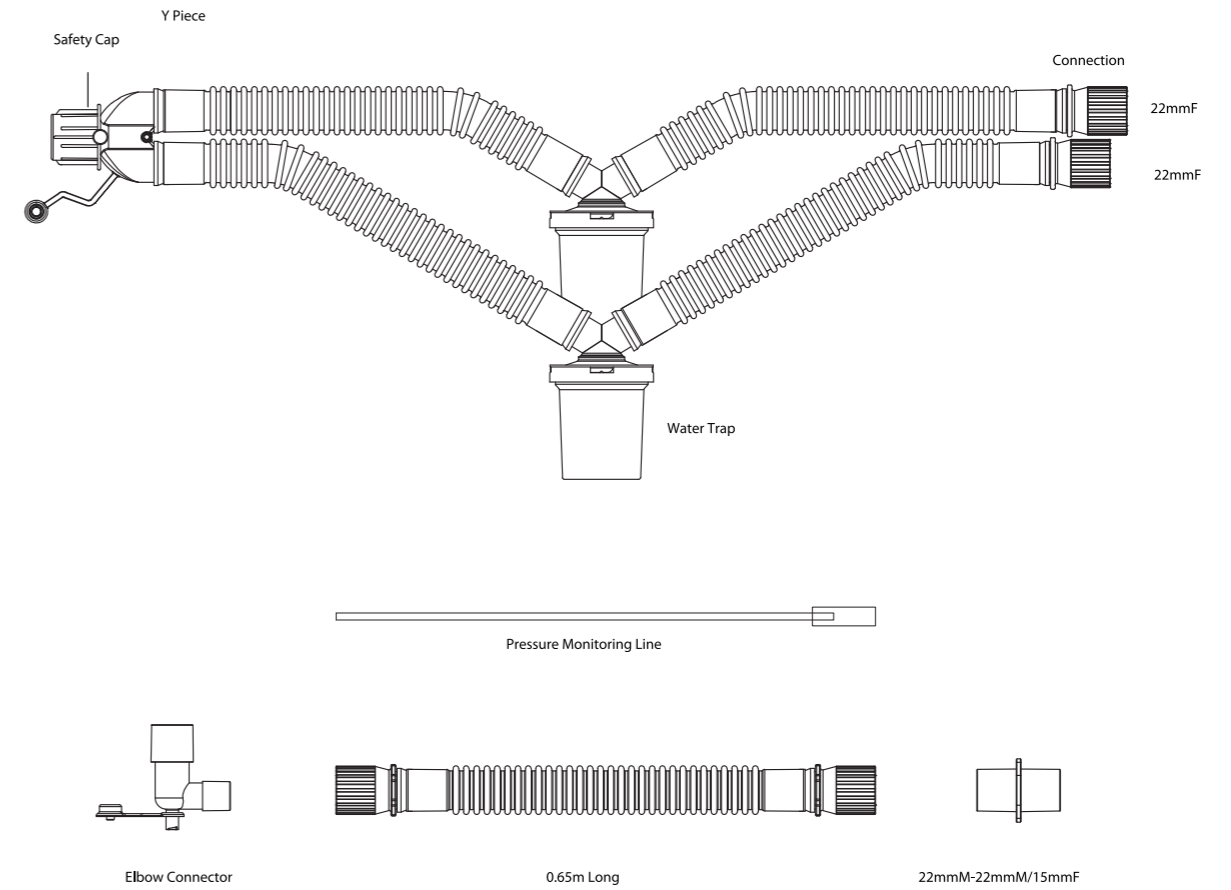
Breathing circuits are used to deliver breathing gas to patient. Well Lead offers corrugated circuits with water trap and heated breathing circuits with auto-fill humidification chamber. The circuit kit can include accessories like breathing filter, anesthetic mask, as well as different types of connectors. The circuits are available in adult and pediatric sizes and different lengths.



Disposable Anaesthetic Breathing Circuit Kit (Corrugated, with water trap)

(with Y Fixed Connector No Port, Elbow Connector with Port and Cap), 0.65m limb

- Re-sealable water-trap design provides perfect sealing
- Transparent water trap design for easy monitoring of water build-up or blockages
- Available sizes: pediatric and adult



REF	Applicable	Length	Y Piece	Connection
WB1002.5FYCo2PSC-4x0.7-2WT0.65L	Pediatric	1.5m	15F	22M-22M/15F
WB1002FYCo2PSC-4x0.9-2WT0.65L	Pediatric	1.8m	15F	22M-22M/15F
WB1001.5FYCo2PSC-4x0.7-2WT0.65L	Adult	1.5m	22M/15F	22M-22M/15F
WB1001FYCo2PSC-4x0.9-2WT0.65L	Adult	1.8m	22M/15F	22M-22M/15F

Heated Breathing Circuits

The heated breathing circuits minimize inspiratory and expiratory condensation. It not only provides the patients safe & comfortable ventilation, but also reduces the condensate-related ventilator alarms. It is suitable to use in intensive care and high dependency units in conjunction with life support equipment or other departments.

*Safety and quality guaranteed by following EN ISO 5367 Guideline.

- Standard connection for major ventilators
- Both adult and infant types are available
- Buffering design of infant type for protecting airway
- Suitable for single patient use up to 7 days
- Complete range of single or dual heated circuits with accessories

*Water trap, pressure monitoring tube, humidifier chamber and connector with temperature monitoring port are available.



Protective Cassette
Protect the chamber from contamination and keep the tube organized for convenient storage

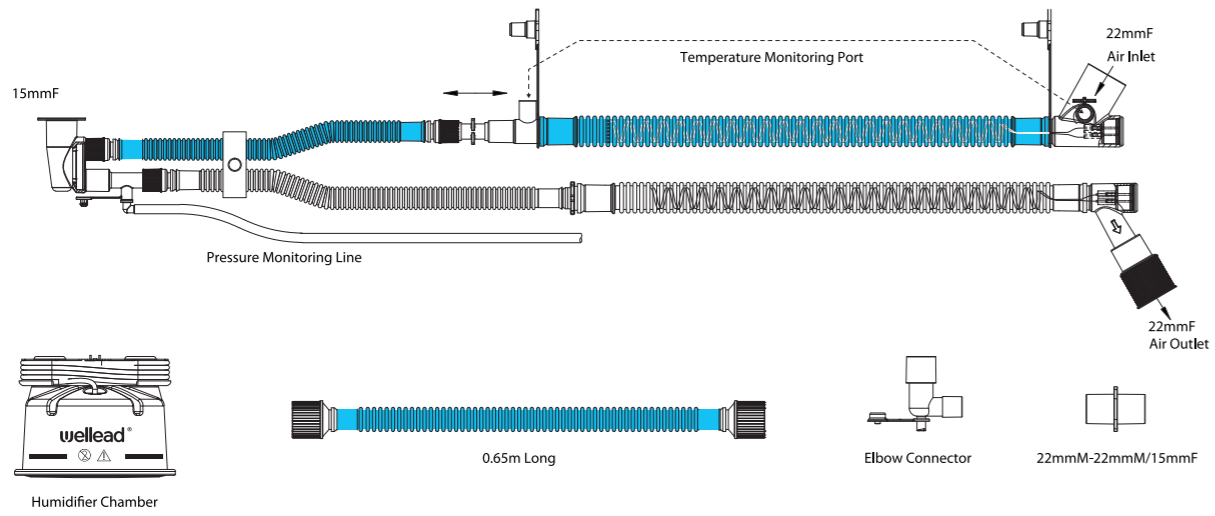
Humidification Chamber

Dual-Float Mechanism
Prevent the chamber overfilling

Clear Material
Good visual for assessment of the fluid level

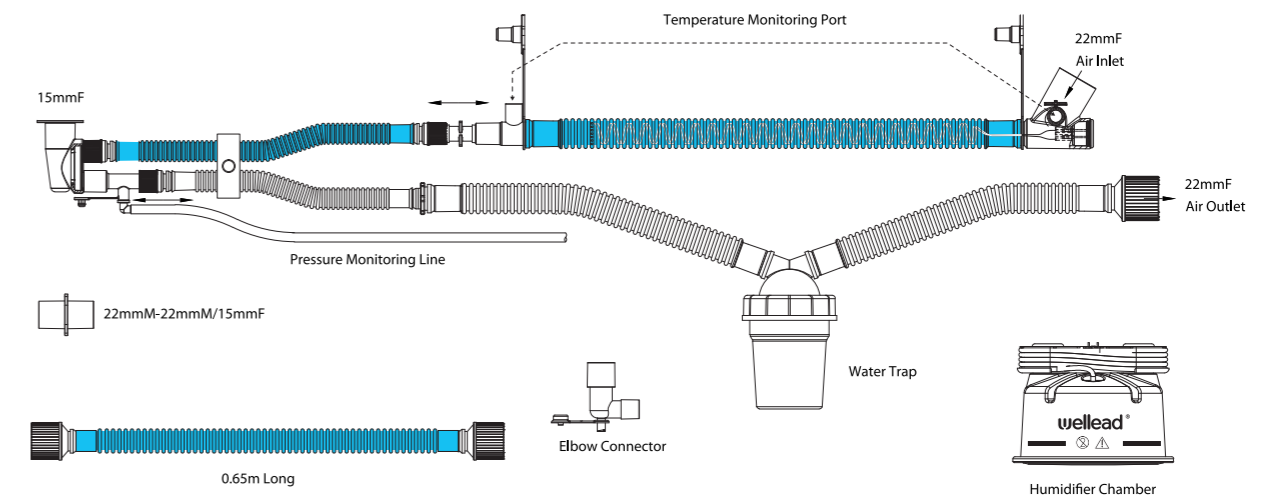
Clear Water Indicator
For instant accurate fluid level assessment

Heated Breathing Circuit (Dual Limb), Infant



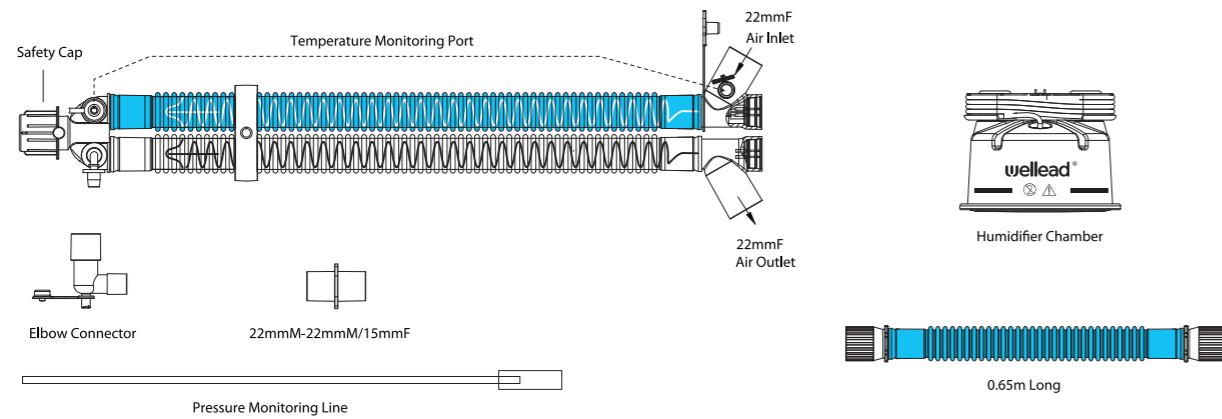
REF	Applicable	Length	Humidifier	Pressure line
HBC-p01	Infant	1.6m		
HBC-p02	Infant	1.6m	✓	
HBC-p03	Infant	1.6m	✓	✓

Heated Breathing Circuit (Single Limb), Infant



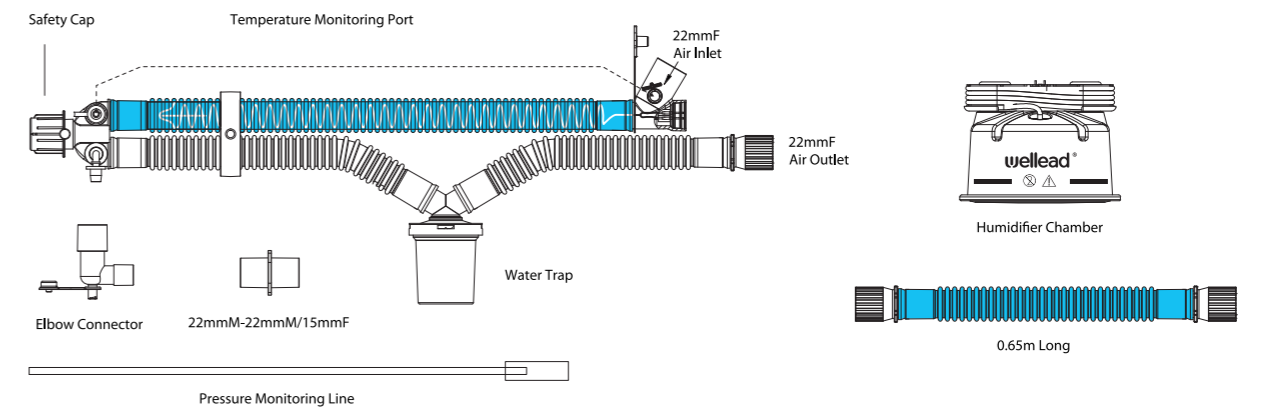
REF	Applicable	Length	Water trap	Humidifier	Pressure line
HBC-p04	Infant	1.6m	✓		
HBC-p05	Infant	1.6m	✓	✓	
HBC-p06	Infant	1.6m	✓	✓	✓

Heated Breathing Circuit (Dual Limb), Adult



REF	Applicable	Length	Humidifier	Pressure Line
HBC-a01	Adult	1.6m		
HBC-a02	Adult	1.6m	✓	
HBC-a03	Adult	1.6m	✓	✓

Heated Breathing Circuit (Single Limb), Adult



REF	Applicable	Length	Water Trap	Humidifier	Pressure Line
HBC-a04	Adult	1.6m	✓		
HBC-a05	Adult	1.6m	✓	✓	
HBC-a06	Adult	1.6m	✓	✓	✓

Catheter Mounts


Catheter mount, as a bridge of patient end and breathing circuit end, the patient end can be in combination with oxygen mask, HMEF, ET tube, laryngeal mask and etc. Attached with anesthetic breathing circuit, it helps to reduce the weight pressure on a patient's airway device or tracheostomy wound. Universal patient connectors and machine end connectors provide more options for airway management.



Model	Machine End Connector	Patient End Connector	REF (Length 15cm) Sterile	REF (Length 20cm) Sterile
Corrugated	22F Connector	15F/22M Straight Connector	A13C030119	A13C030129
		15M Straight Connector	A13C03011A	A13C03012A
		90° Elbow Connector - No Port	A13C030116	A13C030126
		90° Elbow Connector with CO2 Port	A13C03011B	A13C03012B
		Double Swivel Elbow Connector with Port & Cap	A13C030112	A13C030122
	15M Connector	15F/22M Straight Connector	A13C030110	A13C030110
		15M Straight Connector	A13C030118	A13C030128
		90° Elbow Connector - No Port	A13C030111	A13C030121
		90° Elbow Connector with CO2 Port	A13C030117	A13C030127
		Double Swivel Elbow Connector with Port & Cap	A13C030113	A13C030123



Model	Machine End Connector	Patient End Connector	REF (Length 15cm) Sterile	REF (Length 20cm) Sterile
Extendable	22F Connector	15F/22M Straight Connector	A13C030219	A13C030229
		15M Straight Connector	A13C03021A	A13C03022A
		90° Elbow Connector - No Port	A13C030216	A13C030226
		90° Elbow Connector with CO2 Port	A13C03021B	A13C03022B
		Double Swivel Elbow Connector with Port & Cap	A13C030212	A13C030222
	15M Connector	15F/22M Straight Connector	A13C030210	A13C030220
		15M Straight Connector	A13C030218	A13C030228
		90° Elbow Connector - No Port	A13C030211	A13C030221
		90° Elbow Connector with CO2 Port	A13C030217	A13C030227
		Double Swivel Elbow Connector with Port & Cap	A13C030213	A13C030223

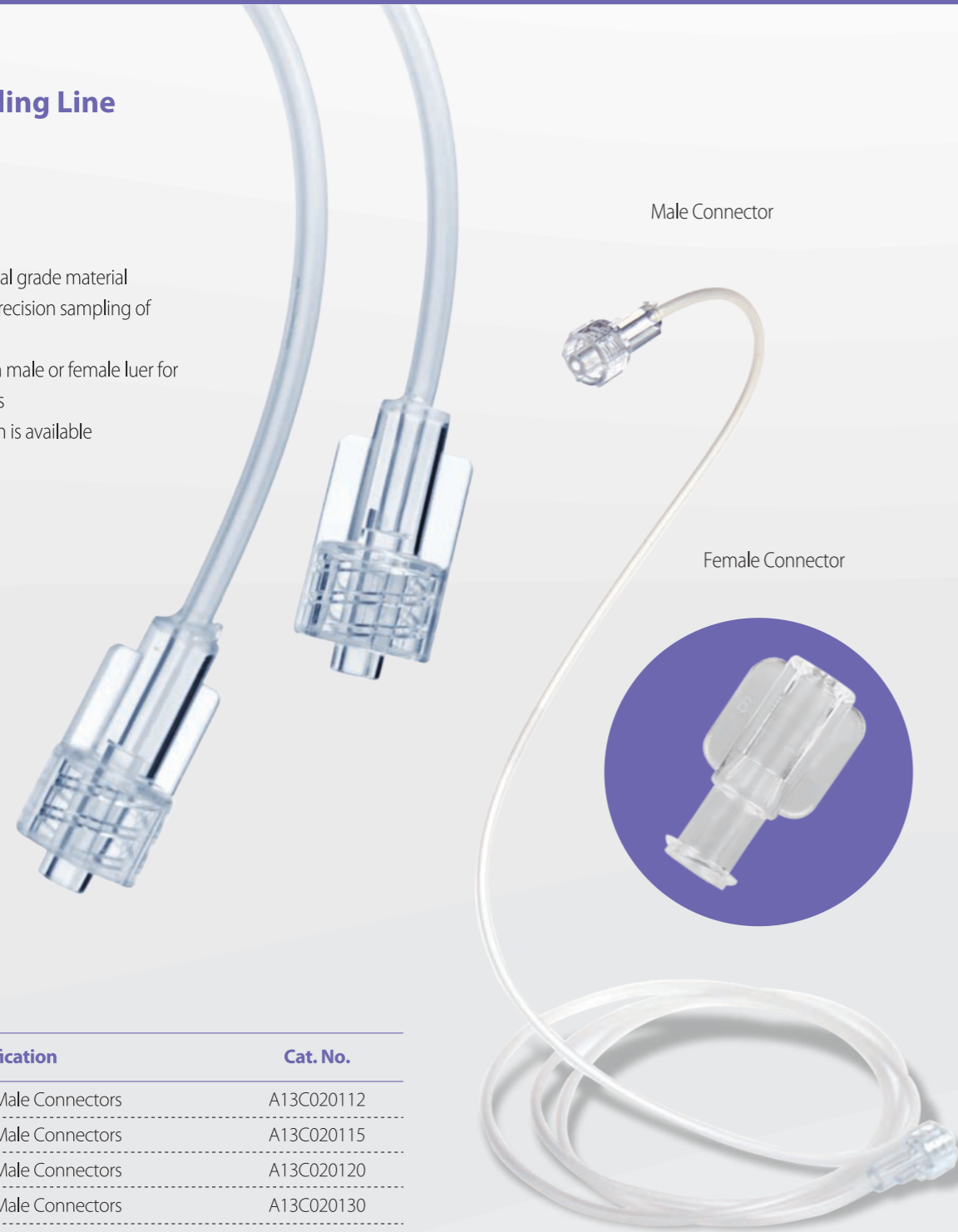


Model	Machine End Connector	Patient End Connector	REF (Length 15cm) Sterile	REF (Length 20cm) Sterile
Smoothbore	22F Connector	90° Elbow Connector - No Port	A13C030316	A13C030326
		90° Elbow Connector with CO2 Port	A13C03031B	A13C03032B
		Double Swivel Elbow Connector with Port & Cap	A13C030312	A13C030322
	15M Connector	90° Elbow Connector - No Port	A13C030311	A13C030321
		90° Elbow Connector with CO2 Port	A13C030317	A13C030327
		Double Swivel Elbow Connector with Port & Cap	A13C030313	A13C030323

Gas Sampling Line

Features

- Made of medical grade material
- Designed for precision sampling of end-tidal CO₂
- Offered in both male or female luer for machine fittings
- Different length is available



Male Connector

Female Connector

Specification	Cat. No.
1.2m, Male - Male Connectors	A13C020112
1.5m, Male - Male Connectors	A13C020115
2.0m, Male - Male Connectors	A13C020120
3.0m, Male - Male Connectors	A13C020130
1.2m, Male - Female Connectors	A13C020212
1.5m, Male - Female Connectors	A13C020215
2.0m, Male - Female Connectors	A13C020220
3.0m, Male - Female Connectors	A13C020230

Breathing Bags

Features

- Lightweight design
- ISO standard connectors for convenient and secure connection
- Smooth textured surface and oral shape for easy assessment of patient lung activity

Latex-Free Breathing Bag

Volume (L)	Cat. No.
0.5	A13C010220
1	A13C010230
2	A13C010240
3	A13C010250

Latex-Free Breathing Bag with Loop Tail

Volume (L)	Cat. No.
1	A13C010231
2	A13C010241
3	A13C010251



Air Cushion Mask

Features

- Colored removable hook rings for easy size identification and fixation
- Soft inflated cushion for good sealing and patient comfort

Size	Color Code	Cat. No.
Neonate	N/A	A07A010110
Infant	N/A	A07A010210
Child	White	A07A010310
Small Adult	Green	A07A010410
Adult	Yellow	A07A010510
Large Adult	Red	A07A010610
XLGE Adult	Blue	A07A010710



Breathing Circuit Fittings

Elbow Connectors



90° Elbow Connector - No Port



90° Elbow Connector with CO2 Port



Double Swivel Elbow Connector with Port & Cap

Straight Adaptor



15M-15M Adaptor



22M-22M/15F Adaptor



15M-22M/15F Adaptor

Caps



Silicone Sampling Cap



Safety Cap



Humidifier Chamber

Humidifier Chamber

Connectors



Adult Fixed Y Connector



Adult Fixed Y Connector with Gas Sampling Port



Child Fixed Y Connector



Main Body for Adult Swivel Y



Main Body for Adult Swivel Y - No Port



GE Carestation Connector



ICU Inspiratory Patient End Adaptor with Temperature Port

For more information on our products,
contact Well Lead Marketing & Trading Office
at +86-21-58397623 or visit www.welllead.com.cn.